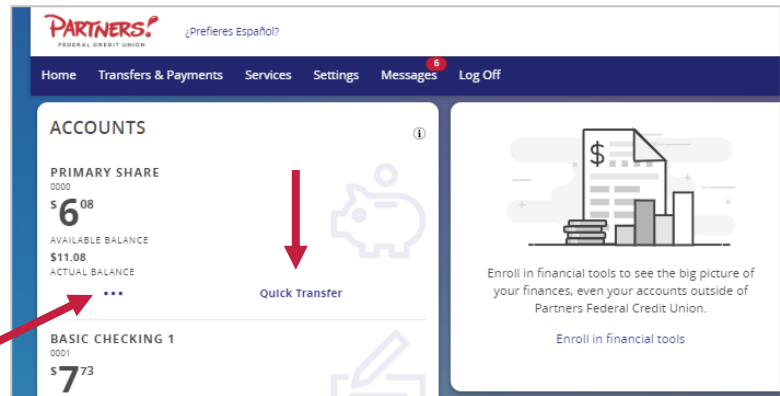


1. View a listing of accounts accessible within Digital Banking.
2. Click the horizontal dots on any account to access **View Activity**, **View Details**, or to **Create a Nickname**.
3. You also have the option to perform a **Quick Transfer** from within the account tile.



Quick Transfer

From Account

PRIMARY SHARE 0000 \$6.08

To Account

Amount

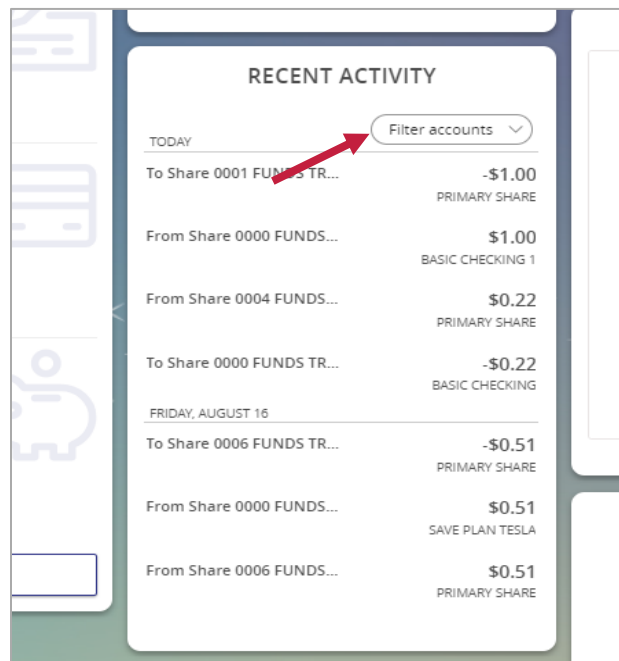
\$ 0.00

Transfer Date

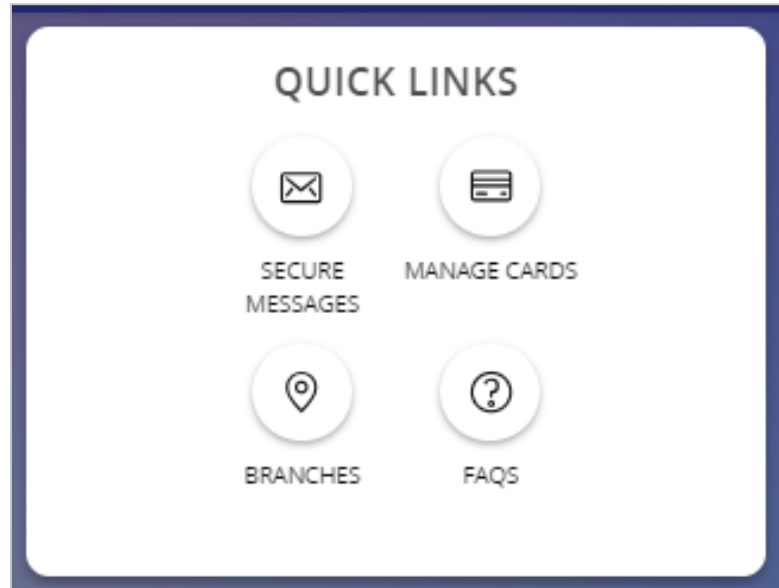
08/19/2024

Advanced Options **Transfer Funds**

4. **Recent Activity** can be found towards the bottom of the home page. Click **Filter accounts** to choose a specific account to view.



5. The **Quick Links** tile displays the **Secure Messages** option, **Manage Cards** feature, **Branch** locations, and **FAQs**.



6. For more information on your digital banking experience the **Take Tour** option is available from the home page.

