


NOTE: Online Activity lists all user activity initiated from within Online Banking.

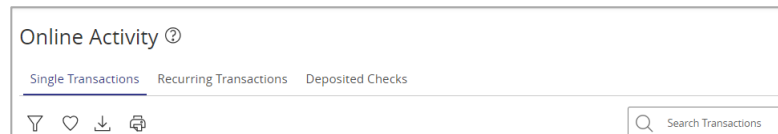
1. Select **Services**

2. Select **Online Activity**

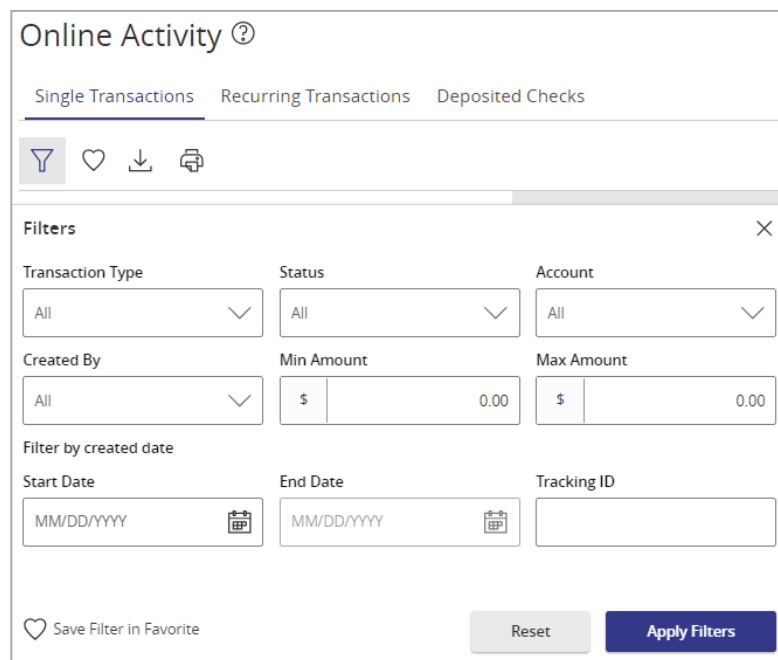


Single Transactions

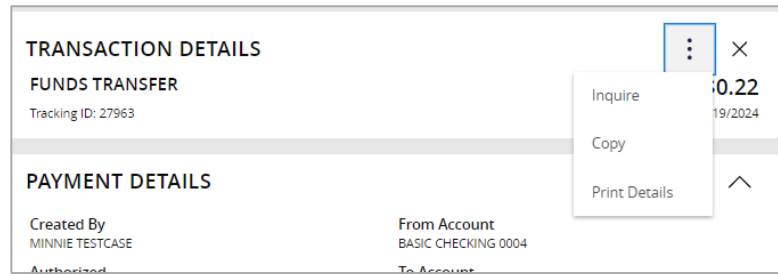
1. Select the **Single Transactions** tab on the screen to view one-time online transactions.



2. Select the **Filters** option to reveal searchable fields.
 - a. Select the desired fields and click **Apply Filters** to display the specified transactions.
 - b. Click the heart icon to assign the filtered criteria as a “favorite” for future use.
 - c. Select the down arrow icon to download the specified transactions to a csv formatted spreadsheet.
 - d. Select the printer icon to print the specified transactions.



- Click on a listed transaction to view additional details.
- Select the three dots icon to unhide a listing of available actions corresponding with the transaction.



TRANSACTION DETAILS

FUNDS TRANSFER

Tracking ID: 27963

PAYMENT DETAILS

Created By: MINNIE TESTCASE

From Account: BASIC CHECKING 0004

Authorized: [redacted]

To Account: [redacted]

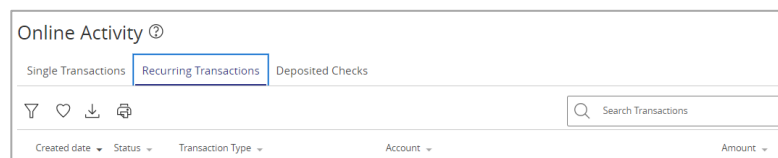
Amount: \$0.22

Date: 19/2024

Menu options: Inquire, Copy, Print Details

Recurring Transactions

Select the **Recurring Transactions** tab within **Online Activity** to view online transactions which are setup to occur in a series.



Online Activity ⓘ

Single Transactions Recurring Transactions Deposited Checks

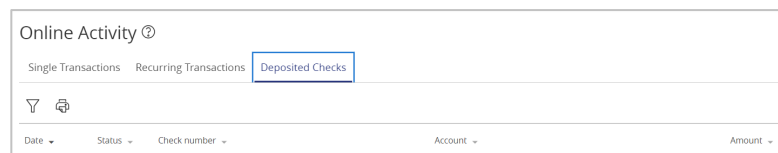
Created date Status Transaction Type Account Amount

Search Transactions

Deposited Checks

Select the **Deposited Checks** tab within **Online Activity** to view historical checks that have been deposited using the Mobile Remote Deposit Capture functionality.

NOTE: You must be enrolled in Mobile Remote Deposit before this tab will appear on the **Online Activity** screen.



Online Activity ⓘ

Single Transactions Recurring Transactions Deposited Checks

Date Status Check number Account Amount